


# Isuzu Diesel Engines



## 3CB1

Generator: 14.0 HP @ 1800 RPM

Industrial Drive: 27.5 HP @ 3200 RPM

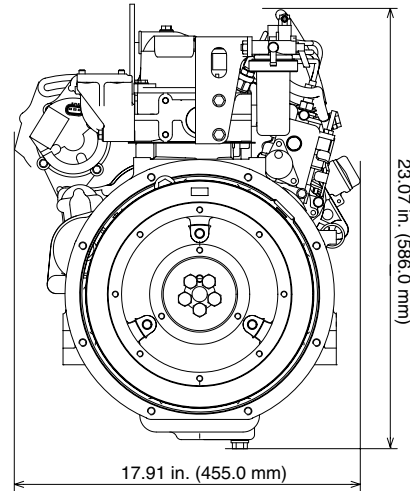
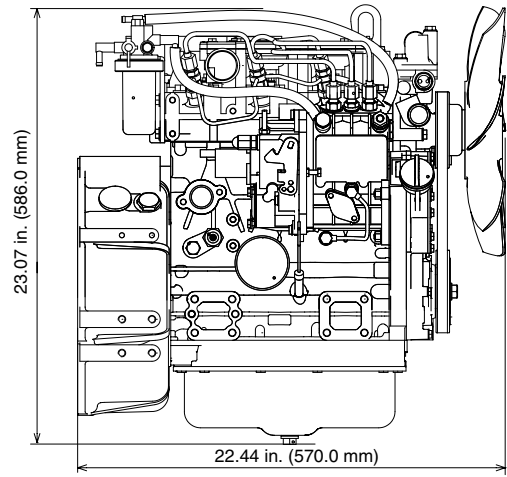
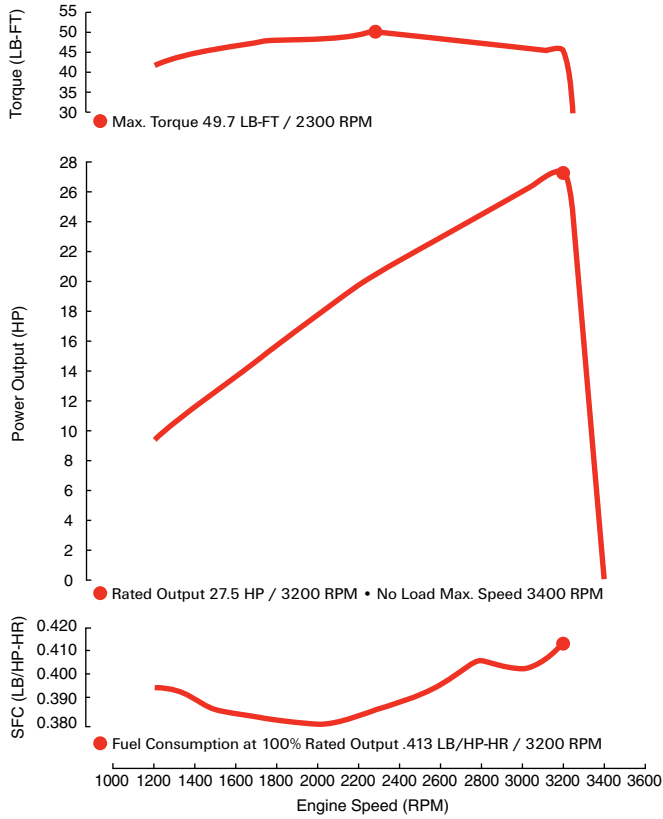
### Standard features:

- U.S. EPA Tier 4 Interim
- Displacement: 1.1 L
- Naturally aspirated
- Peak torque: 49.7 lb/ft @ 2300 RPM
- Fuel consumption: .413 LB/HP-HR
- Flywheel housing: SAE 5
- Electric & self-priming fuel lift pump
- 12V electrics
- Glow plug starting aid
- High angularity oil pan
- 250-hour service intervals
- 2-year / 2,000-hour warranty

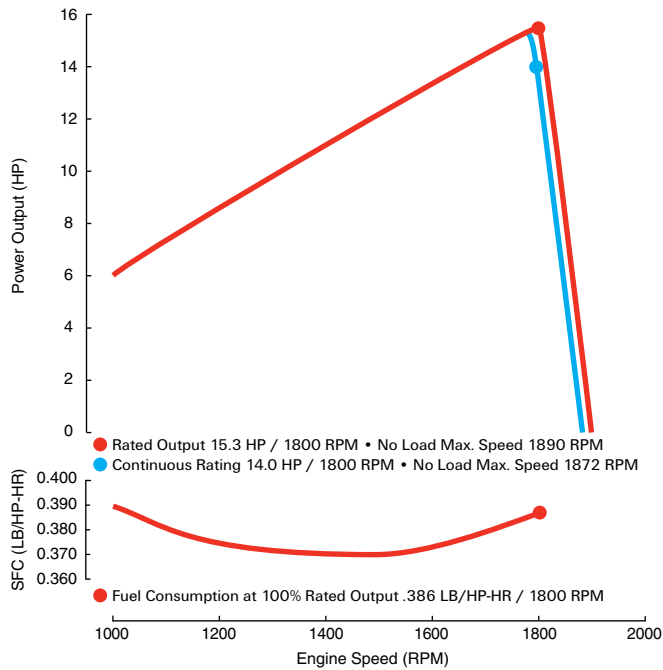
The power behind it all.

**ISUZU**  
DIESEL

### 3CB1 Industrial Performance Curves:



### 3CB1 Genset Performance Curves:



#### Available options:

- Cooling system
- Air cleaner
- Exhaust system
- Front and rear mounts
- Skid base
- Instrument panel & extension harness
- Custom power unit

#### Horsepower comparison:

Engine Model	Cylinders	Displacement (L)	HP Range
3CA1	3	0.9	15-22
3CB1	3	1.1	18-25
3CD1T	3	1.5	30-40

For additional information, please contact your local distributor or visit [www.isuzuengines.com](http://www.isuzuengines.com)

#### Isuzu Motors America, Inc.

46401 Commerce Center Drive  
 Plymouth, Michigan 48170  
 Phone: 734.582.9470  
 Fax: 734.455.7581